

Nyheter 1937

Arvid Böhlmarks lampfabrik

Vardagstryck



AKTIEBOLAGET

ARVID BÖHLMARKS LAMPFABRIK

KUNGL. HOVLEVERANTÖR . ETABLERAD 1872

STOCKHOLM

NYHETER 1937





Victor Pettersons Bokindustriaktiebolag
Stockholm 1937




10742
6-låg.
A/bland. prismor




10841
1-låg.
bland. prismor




10842
9-låg.
A/bland. prismor



10821
3-låg.
elf. överf. med sprutade kanter



10770
3-låg.
klar med matta ränder



10820
3-låg.
elf. överf. med sprutade kanter



10762
4-låg.
genomslip. elf. överf. 350 mm., gul-ton.
glasskiva 700 mm. med klar rand




10776
6-låg.
lack. plåtskärm med 400 mm. glasskiva i skenet
och 750 mm. bottenglasskiva




10779
12-låg.

genomslip. elf. överf. 500 mm., lack. plåtrefektorer, den övre gul, den undre röd, blankförnicklad kant å reflektorerna, för direkt- och indirekt belysning.




10819
1-låg.

elf. överf., med sprutade kanter, max. 100 w.



10828
3-låg.

havannafärgad, med etsad dekor.



10791
1-låg.

elf. överf., med sprutade kanter, max. 75 w.




10809
10-låg.


elf. överf. 450 mm., lack. plåtrefektorer, den övre gul, den undre röd, blankförnicklad kant å reflektorerna, för direkt- och indirekt belysning

Antikoxid. eller matt nickel


SKALA 1 : 7




10822
7-låg.
för direkt och ½-indirekt belysning,
elf. överf. 550 mm.




10839
1-låg.
elf. överf. 250 mm.,
grön eller brun dekor.,
max. 75 w.




10792
9-låg.
för indirekt och ½-indirekt belysning, elf. överf.
600 mm., grön eller brun dekor.




10838
1-låg.
elf. överf. 200 mm.,
grön eller brun dekor.,
max. 75 w.



10780
4-låg.
för direkt och ½-indirekt belysning,
veluria, mattade glasskivor




10806
1-låg.
tyg på pergament, höj- och sänkbar



10832
1-låg.
elf. överf. 350 mm., sprutad
dekor, max. 100 w.



10851
1-låg.
veluria, 500 mm.




10835
1-låg.
elf. överf. 350 mm., sprutad kant,
dekor. ränder, max. 100 w.



10775
3-låg.
tyg på pergament, veluria, 300 mm.,
½-indirekt belysning

Antikoxid. eller matt nickel


SKALA 1 : 7



10805

2-låg.


klara 1/2-glober med etsad dekor. 450 mm.,
innerglob, elf. överf. 250 mm., max. 2x40 w.



10753

1-låg.


elf. överf., grön eller röd dekor.
300 mm., max. 100 w.



10781

1-låg.

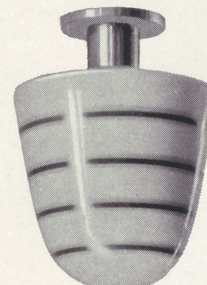

elf. överf., grön eller röd dekor.
250 mm., max. 75 w.



10837

1-låg.


elf. överf. 250 mm., grön eller
brun dekor. max. 75 w.



10836

1-låg.


elf. överf. 200 mm., grön eller
brun dekor. max. 75 w.



10850

1-låg.


veluria, 400 mm.



10804


2-låg.

klara 1/2-glober med etsad dekor, 400 mm.,
innerglob, elf. överf. 200 mm., max. 2x40 w.



10803
2-låg.


klara 1/2-glober med etsad dekor. 350 mm., innglob elf. överf. 200 mm., max. 2x40 w.



10755

1-låg.


elf. överf., grön eller röd dekor. 400 mm., max. 100 w.



10754

1-låg.


elf. överf., grön eller röd dekor. 300 mm., max. 75 w.



10834

1-låg.


elf. överf., 350 mm., sprutad kant, dekor. ränder, max. 100 w.



10831

1-låg.


elf. överf. 350 mm., sprutad dekor. max. 100 w.



10802

2-låg.

klara 1/2-glober med etsad dekor. 300 mm., innglob elf. överf. 180 mm., max. 2x40 w. mign.




10833

1-låg.


veluria, 350 mm.

Matt nickel


SKALA 1:7




10830
1-låg.
elf. överf. 310 mm., sprutad
kant, max. 100 w.




10801
3-låg.
cylinder elf. överf., klar glob med
matta ränder 350 mm., för soffitenl.
med Ed.-sockel.




10818
1-låg.
elf. överf. 350 mm., sprutade
kanter, max. 75 w.




10752
6-låg.
elf. överf. 600 mm., grön el. brun dekor.



10750
4-låg.
elf. överf. 400 mm., grön el. brun dekor.
Antioxid. eller matt nickel




10751
4-låg.
elf. överf. 500 mm., grön el. brun dekor.



10816

1-låg.

300 mm. opalöverf. m. inv. djupets. dekor.,
A) tanfärg m. inv. djupets. dekor., max. 150 w.



10756

1-låg.


elf. cylinder, klar glob m. matta ränder, 250 mm.



10758

1-låg.


elf. cylinder, klar glob m. matta ränder, 350 mm.



10757

1-låg.


elf. cylinder, klar glob m. matta ränder, 300 mm.



10815

1-låg.


250 mm. opalöverf. m. inv. djupets. dekor.,
A) tanfärg m. inv. djupets. dekor., max. 100 w.



10814

1-låg.

200 mm. opalöverf. m. inv. djupets. dekor.,
A) tanfärg m. inv. djupets. dekor., max. 75 watt.



10772

2-låg.


300 mm. elf. överf. m. sprutad kant, max. 2x40 w.



10771

1-låg.

250 mm. elf. överf. m. sprutad kant, max. 60 w.



10761

3-låg.

300 mm. elf. överf., dekorerade ränder; med träbricka, max. 3x25 w.



10774

3-låg.


400 mm. elf. överf. m. sprutad kant, max. 3x40 w.



10746

3-låg.

300 mm. genomslip. elf. överf., 500 mm. spegelglasskiva med matt rand



10773

3-låg.


350 mm. elf. överf. med sprutad kant; max. 3x40 w.

Matt nickel


SKALA 1 : 7




10735
3-låg.
400 mm., max. 3x60 w.




10782
1-låg.
ljusbrun el. matt nickel,
röd- el. gröndek., elf. överf.
250 mm., max. 60 w.




10845
6-låg.
matt nickel med röda detaljer, 500 mm.
elf. överf., max. 6x60 w.




10736
3-låg.
450 mm., max. 3x75 w.




10847
180 mm. veluria; vitlack.,
max. 60 w.




10844
200 mm. veluria; vitlack.,
max. 75 w.



10769
ljusbrun eller matt nickel, tonade perg. skärmar,
matta bottenglasskivor.



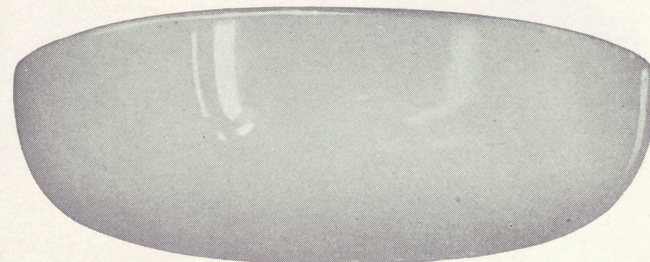
10846
125 mm. veluria; vitlack.,
max. 40 w.




10737
3-låg.
500 mm., max. 3x75 w.




10817
6-låg.
matt nickel, med röda detaljer
350 mm. elf. överf., max. 6x25 w.




10738
6-låg.
600 mm., max. 6x60 w.




10748
300 mm. halvopal,
max. 150 w.




10848
200 mm. veluria; vitlackerad,
max. 75 w.




10849
250 mm. veluria, vitlackerad,
max. 100 w.




10749
350 mm. halvopal, max. 200 w.



10829
310 mm. elf. överf., sprutad kant,
max. 75 w.



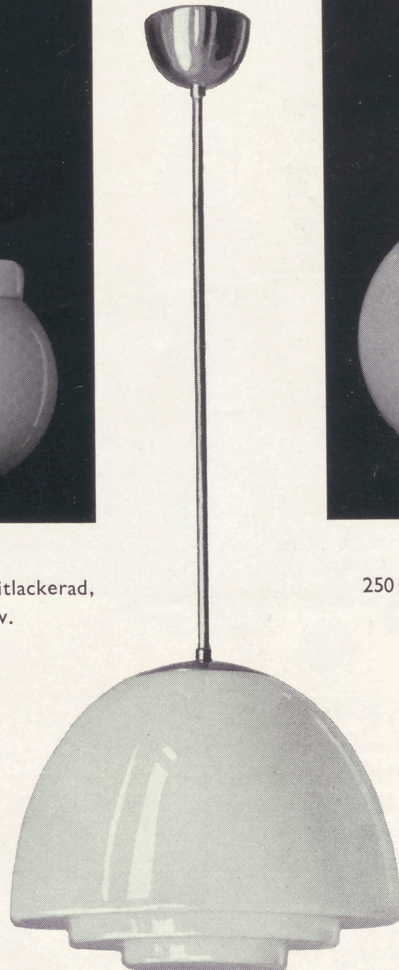
10739
250 mm. halvopal,
max. 100 w.




10747
250 mm. halvopal,
max. 100 w.



10759
250 mm. opalöverf. med inv.
djupetsad dekor., max. 100 w.
A) tanfärg med inv. djup-
etsad dekor.



10741
350 mm. halvopal,
max. 200 w.



10760
300 mm. opalöverf. med inv.
djupetsad dekor., max. 150 w.
A) tanfärg med inv. djup-
etsad dekor.



10740
300 mm. halvopal,
max. 150 w.


Ljusbrun eller matt nickel

SKALA 1 : 7



10796

ljusbrun el. grönoxid., gjuten,
elf. kupa



10777


9-låg.

antikoxid. med blanka detaljer; gjuten;
linnepressad pergament, glasmanschetter
i matt elf. överf.,
för direkt och indirekt belysning



10796 A


ljusbrun el. grönoxid., gjuten; tonad perg. skärm,
matt bottenglasskiva



10778

6-låg.

antikoxid., gjuten; tyg på pergament, glasmanschetter i matt elf. överf., 350 mm. matt glasskiva i skärmens tak



10795 A

ljusbrun eller grönoxid., gjuten; tonad perg. skärm, matt bottenglasskiva




10795

ljusbrun eller grönoxid., gjuten; elf. kupa



10793 A

tonad perg. skärm, matt bottenglasskiva



10785 A

tonad perg. skärm, matt bottenglasskiva



10793

elf. kupa



10783
elf. kupa



10785
elf. kupa



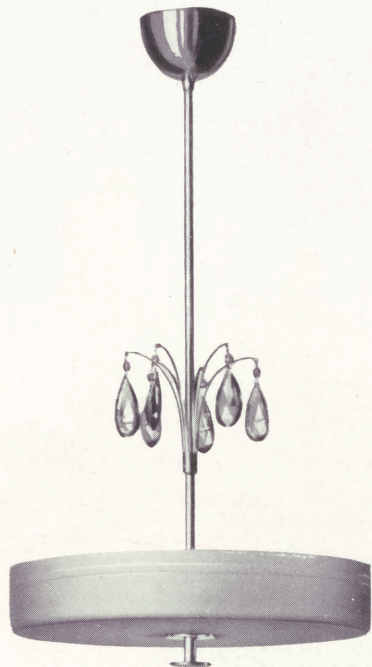
10783 A
tonad perg. skärm, matt bottenglasskiva

Ljusbrun eller grönoxid., gjuten

SKALA 1 : 7




10786
ljusbrun el. grönoxid., gjuten,
elf. kupa



10678
2-låg.
antikoxid. eller ljusbrun; slip. hav.
skål, färgade slip. prismor




10840
5-låg.
antikoxid.; dekor. perg. skärm, glasmanchetter
i matt elf. överf.




10853
antikoxid.; benfärgad stamkula,
tonad perg. skärm



10786 A
ljusbrun el. grönoxid., gjuten; tonad perg. skärm,
matt bottenglasskiva




10854




10855



10743
slip. prismor




10745
slip. prismor



10744
slip. prismor

Antikoxiderad; benfärgad stamkula; tonad perg. skärm


SKALA 1 : 7



10790




10767




10766

*Patinerat järn;
craç. perg.*



10768




8409


6-låg.

500 mm., elf. överf., lack. bottenbeslag, max. 6 × 60 w.

Matt nickel




10789




15192
matt nickel, svartlack. fot-
platta och plåtskärm, höj-
o. sänkbar, ställbar skärm



15193
1-låg.
matt nickel, naturf. perg.,
innerglas veluria, för dir.
och ½ indir. belysn.,
max. 100 w.




10810

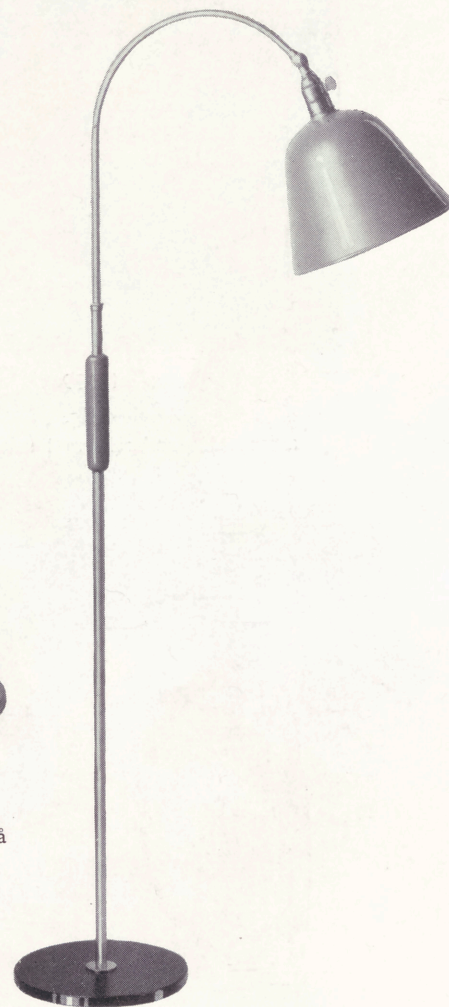


3-låg.
pat. järn med ringar i blank mässing,
blyinfattad glasbotten

SKALA 1 : 7



15194
1-låg.
matt nickel, tyg på
pergament



15198
matt nickel, lack. plåtskärm,
grön- eller benf.; höj- och
sänkbar, ställbar skärm



15199

4-låg.
antikoxid., underskärm i matt elf. överf.



15196

1-låg.
matt nickel, etsad tanf. kupa för dir.- o. 1/2-indir. belysn.



15197

3-låg.
antikoxid., underskärm i elf. överf.



15191

matt nickel, vridbar skärm,
grön, träpelare



15195

grönoxid. tenn med blanka ränder,
tonad och craç. skärm



15189

2-armad, blank mässing, fot och pelare i
marmor




15190


matt nickel, antik el. brun-
oxid., vridbar, ställbar bake-
litskärm, grön el. brun




15191



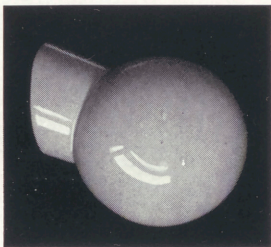
8397
matt nickel, elf. överf., spegel-
glasskiva med matt kant




8398
matt nickel, elf. överf., spegel-
glasskiva med matt kant



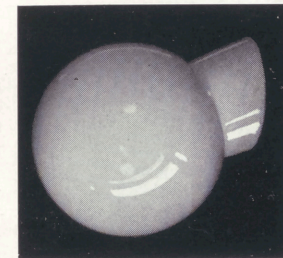
8400
matt nickel, klart glas med
matta ränder, för sofitten-
lampa




8410
porslin, opalglas, 140 mm.
max. 60 w.




8412
porslin, veluriaglas



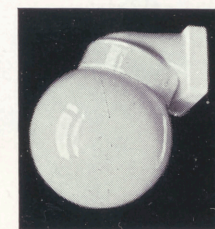
8411
porslin, opalglas, 160 mm.,
max. 60 w.




8416
porslin, opalglas, 140 mm.
max. 60 w.



8413
2-låg.
porslin, veluriaglas




8415
porslin, opalglas, 125 mm.
max. 40 w.




8406

matt nickel, vrid- och ställbart sken, sprutat; matt bottenglasskiva




8407

matt nickel, sprutat sken, matt bottenglasskiva, vrid- och ställbar



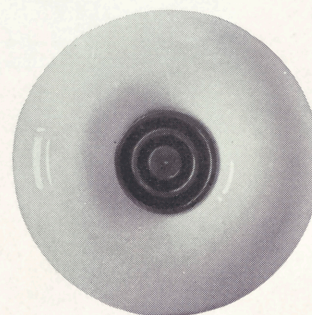
8402

matt nickel, elf. överf.



8403

6-låg.
matt nickel med röda detaljer, 300 mm. elf. överf., benf. metallsken, blank kant, max. 6x25 w.




8408

6-låg.
matt nickel med röda detaljer, 300 mm. elf. överf., max. 6x25 w.



8396

matt nickel, matt glasskiva




8401

matt nickel, antik- el. brun-oxid., ställbar bakelitskärm, grön el. brun




8399

matt nickel, för Osram-linestrarör, 30 cm. långt



8405

2-låg.
matt nickel, veluria




8404

matt nickel



340




341

Skala 1 : 10



339



338


343 samma skärm för läslampa

Skala 1 : 5



342

Skala 1 : 5



337

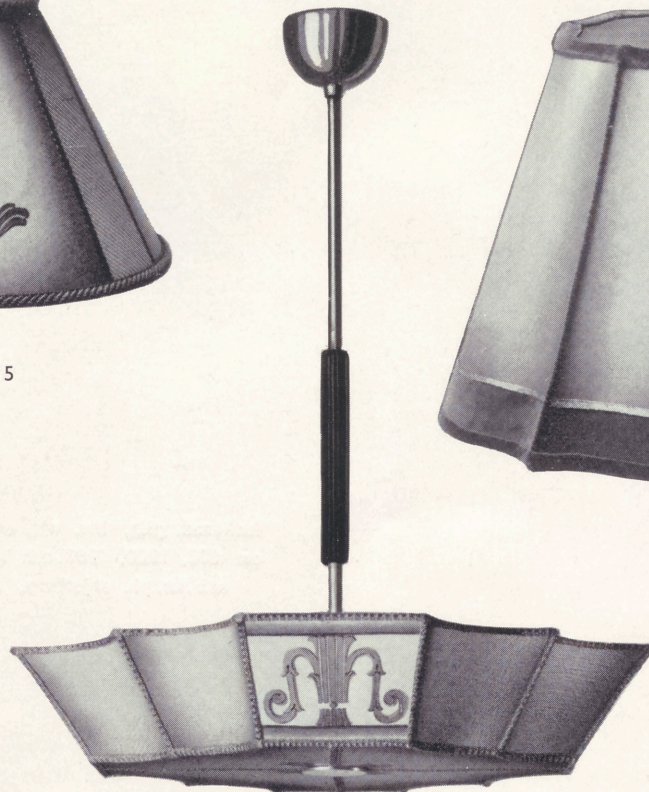
Skala 1 : 5



10808

3-låg.


antikoxid., ljusbrun el. matt nickel; dekor. perg., sidenbotten



10807

3-låg.

antikoxid., ljusbrun el. matt nickel; dekor. perg.



8414

I-låg.

lackerad plåt, inv. vit, utv. valfri färg. Tillverkas i storlekar om 800, 1000, 1200 och 1400 mm. diam. Undre reflektorskål och lamph. skjutbara, den övre ställbar, max. 1000 w.

